

16-23 TOYOTA TACOMA FRONTIER SERIES RUNNING BOARDS







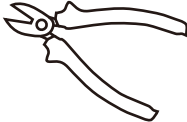
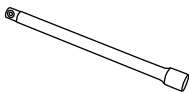



Model:	ATTTA02C102-BX
Material:	E-Coated Steel
Package Dimensions:	84.6" x 9.4" x 10.2"
Product Weight:	79.2 lbs

⚠ WARNING


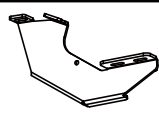
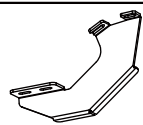

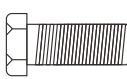







This product is designed primarily to enhance the appearance of the vehicle. Do not rely on any component of this product for protection against injury or death in the event of an accident. To reduce the risk of serious injury or property damage, please read all safety warnings and carefully review all instructions and procedural notices before attempting to install or use this product.

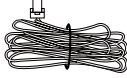
⚠ CAUTION

✂ Please recheck fasteners after 250 miles and inspect frequently.

REQUIRED TOOLS	Socket 	Ratchet 
	Flathead Screwdriver 	Wrench 
	Lineman Pliers 	Extension 
	Drill 	Hex Bit Socket 
	Panel Remover 	

Parts Information

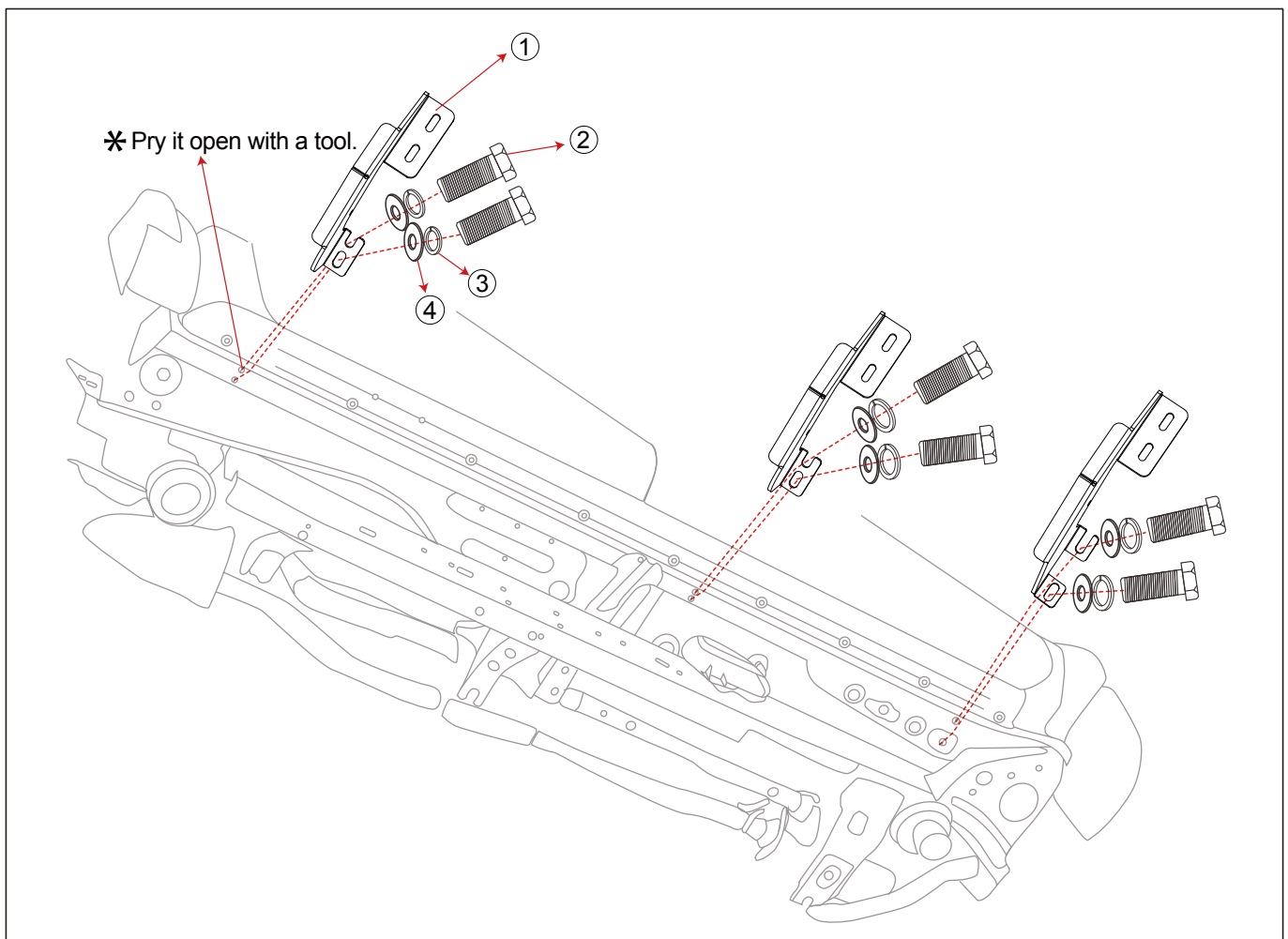
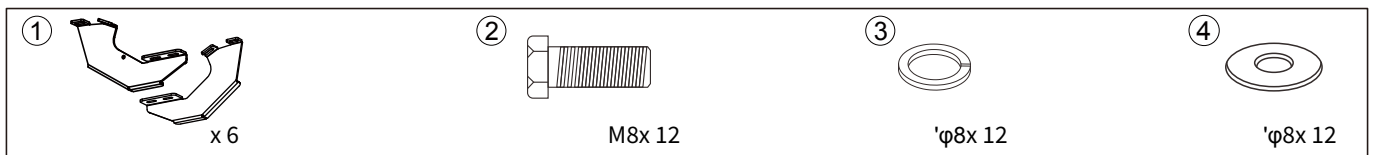
NO.	Parts Name	Size	Illustration	Qty
/	Running Boards	/		1
/	Left Bracket	/		3
/	Right Bracket	/		3
/	Screw Plate	/		6
B71	Hex Bolt	'M8*35-8.8		14
W16	Spring Washer	'φ8		26
W19	Flat Washer	'φ8*24*2mm		26
N22	Hex Nut	'M8-8		16
B06	Allen Bolt	'M6*15		16
W11	Flat washer	'φ6*12*1.5mm		16
N09	Hex Flange Nut	'M6-8		16
M01	Zip Tie	5*250mm		10


/	Wiring Harness	/		2
---	----------------	---	---	---

※Note: One pack of spare parts is provided.

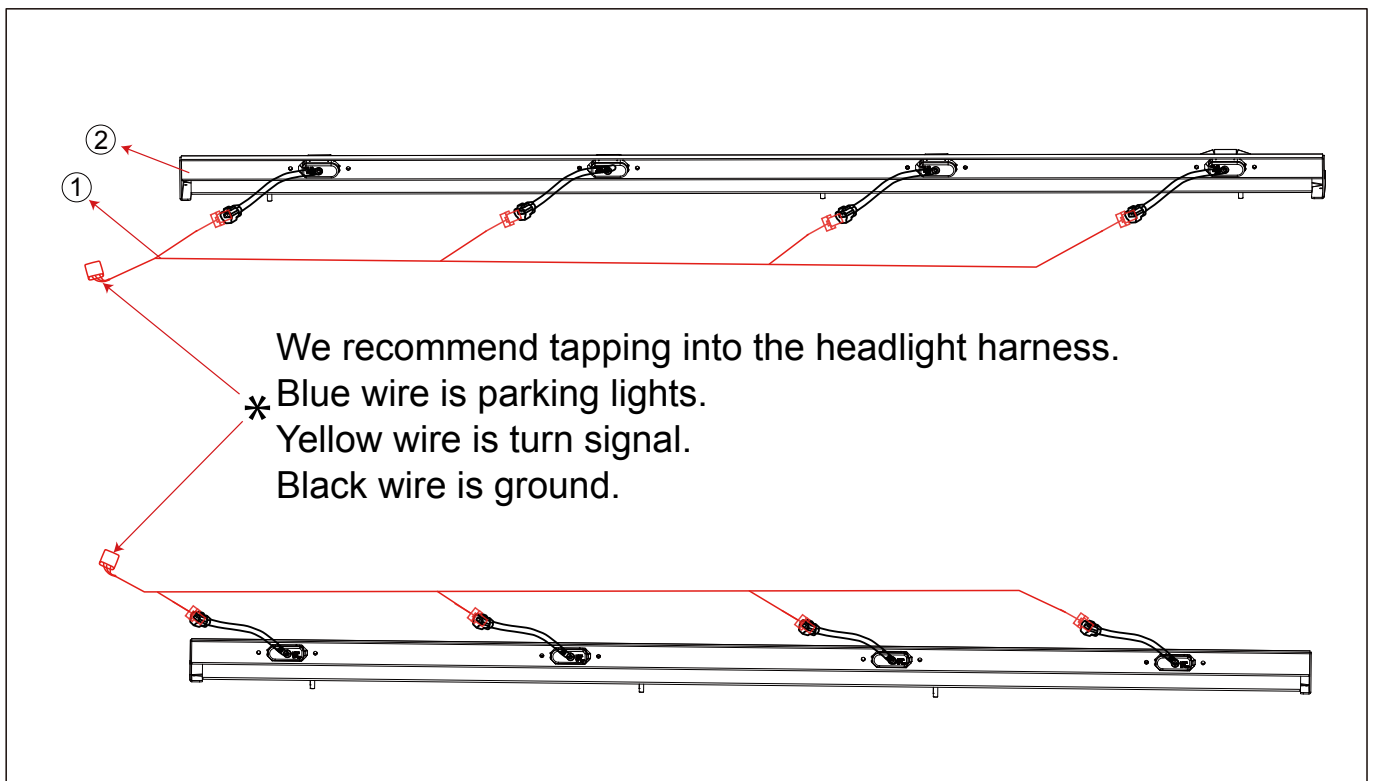
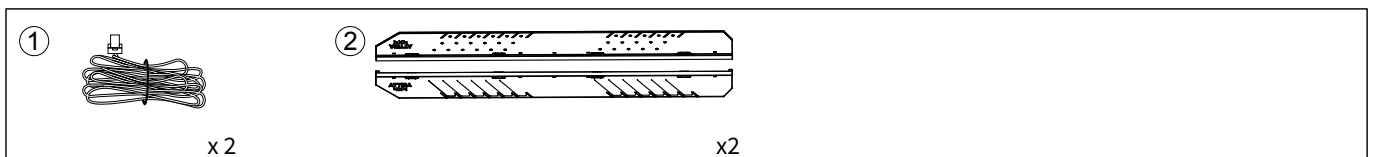
Installation Instructions

Step 1: Mount the brackets.

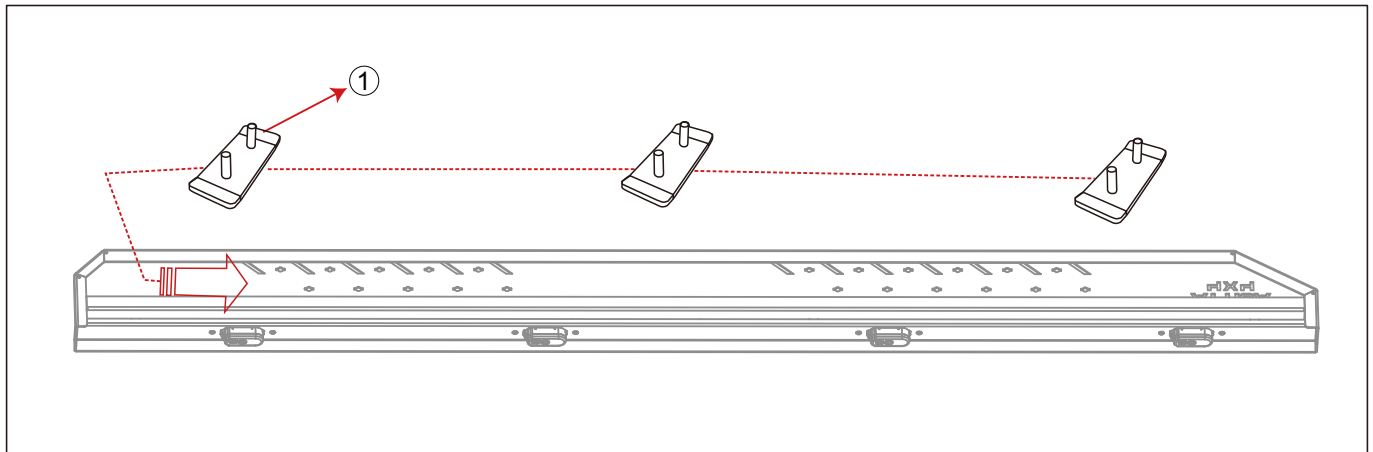
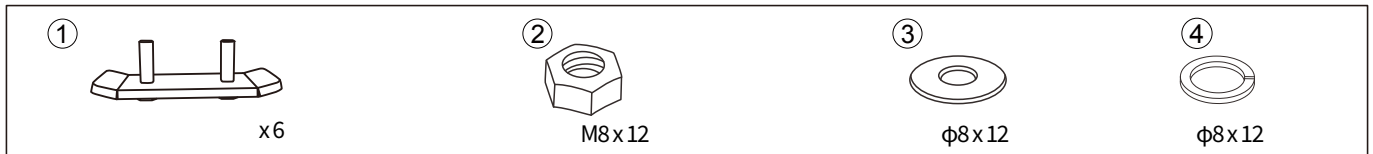




Step 2: Install the harness.



Step 3: Side step installation.



*The left and right sides are installed in the same manner.

